

TIP FOR HIGH POWER SOLDERING IRON 230V

REFERENCE

For IRON FP100 (100W)

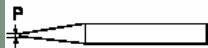
P= Extremity in mm CB= Copper Raw CN= Copper Nickel LL= Long life

201-11C Screwdriver type LL curve P=5.5mm
Code : 1053001003

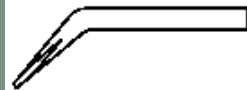
201-31C Screwdriver type CB curve P=5.5mm
Code : 1053001005

201-40D Screwdriver type CN straight P=5,5mm
Code : 1053001006

202-41C Screwdriver type CN curve P=5.5mm
Code : 1053001007



L=117mm Ø 9,5



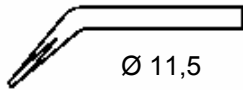
SOLDERING IRON 220V-240V

TIP FOR HIGH POWER SOLDERING IRON 220V-240V

REFERENCE

For IRON FP150 (150W)

P= Extremity in mm CB= Copper Raw CN= Copper Nickel LL= Long life



202-11C Screwdriver type LL curve P=7.5mm
Code : 1053001009

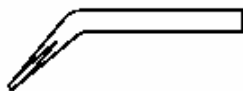
202-31C Screwdriver type CB curve P=7.5mm
Code : 1053001011

202-41C Screwdriver type CN curve P=7.5mm
Code : 1053001014



For IRON FP200 (200W)

P= Extremity in mm CB= Copper Raw CN= Copper Nickel LL= Long life

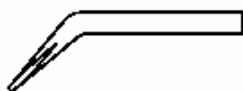


365-30C Screwdriver type CB curve P=14mm
Code : 1053001017

365-40C Screwdriver type CN curve P=14mm
Code : 1053001021


For IRON FP300 (300W)

P= Extremity in mm CB= Copper Raw CN= Copper Nickel LL= Long life



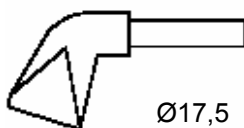
405-30C Screwdriver type CB curve P=17.5mm
Code : 1053001024

405-40C Screwdriver type CN curve P=17.5mm
Code : 1053001027



For IRON FP400 (400W)

P= Extremity in mm CB= Copper Raw CN= Copper Nickel LL= Long life



405-32M Matrixed hammer type CB P=45mm
Code : 1053001026

405-42M Matrixed hammer type CN P=45mm
Code : 1053001029

Nota : ask us for custom tips

