

TIP FOR SOLDERING IRON SEMULTRA 220V-240V

REFERENCE

For IRON SEMULTRA (30W)

(Sold and packaged batch of 5 pieces) P = pitch in mm LL = Long life



G1* Cone-shaped

LL straight

P=1.0mm



G2 Cone-shaped

LL straight

P=0.5mm

*Original tip

G3 Screwdriver type

LL straight

P=2.5mm



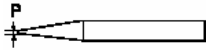
SOLDERING IRON 220V-240V

TIPS FOR SOLDERING IRON SEMULTRA 220V-240V

REFERENCE

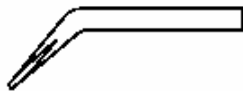
For IRON SEMULTRA (40W)

P = pitch in mm LL = Long life
(Sold and packaged batch of 5 pieces)



850-10DTX* Screwdriver type LL straight P=2.6mm
Code : 1051001041

L=70 Ø 6mm



850-11CTX Screwdriver type LL curve P=2.6mm
Code : 1051001042

850-12DTX Screwdriver type LL straight P=4.6mm
Code : 1051001046

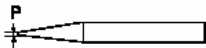
850-13DTX Screwdriver type LL straight P=1.6mm
Code : 1051001043

850-14CTX Screwdriver type LL courbe P=1.6mm
Code : 1051001044

850-15DTX Screwdriver type LL straight P=0.8mm
Code : 1051001045

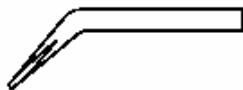
For IRON SEMULTRA (55W)

P = pitch in mm LL = Long life
(Sold and packaged batch of 5 pieces)



865-10D Screwdriver type LL straight P=2.6mm
Code : 1052001044

L=75 Ø 8mm

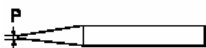


865-11C* Screwdriver type LL curve P=3.6mm
Code : 1052001045

865-12D Screwdriver type LL straight P=3.6mm
Code : 1052001046

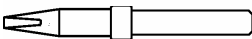
For IRON 30/60SP (30W) and (55W)

P = pitch in mm LL = Long life
(Sold and packaged batch of 5 pieces)



TMD610* Cone-shaped LL straight P=1.0mm

TMD615 Cone-shaped LL straight P=1.5mm



TMD625 Screwdriver type LL straight P=2.5mm

TMD640 Screwdriver type LL straight P=4.0mm

*Original tip

